

Introducing Your Students to Xello for Elementary

Scope and sequence documentation
to get you started on the right foot





Say Hello to Xello!

Xello is an engaging online program that helps students in K-12 build the knowledge, skills, and plans for future success. Through self-knowledge, exploration and planning students better understand who they are, their academic and career options, and the steps they'll need to take to achieve their goals.



Xello K-2 Construction Activity

Xello 3-5 Student Profile

Xello K-2 Career Profiles

Designed for K-5 students, Xello's elementary experience helps students build a solid foundation for future success. Age appropriate activities help students develop the skills, knowledge and attitudes that become the building blocks of meaningful life and career development.

By the end of 2nd grade students develop a concept of self and critical social-emotional skills. They learn about careers in a fun and interactive way, sparking their curiosity about their future options.

Xello's experience for students in grades 3-5 builds on this early introduction. Students develop greater self-awareness, the ability to self-reflect, and a better understanding of pathways associated with each career. Through story-driven lessons students enhance critical thinking, problem solving, and communication skills introduced in K-2. They come away with the confidence and social-emotional readiness to smoothly transition from elementary to middle school.

Document Overview

In this document you'll find a recommended grade-by-grade sequence for the lessons available in Xello, supplementary in-class activities, and suggested classroom extensions. Details about what students need to do before starting each lesson or supplementary activity, and an overview of what your students will learn in each one has been outlined. We've also identified ongoing activities students can engage with at each grade within Xello.

Xello supports the blended learning environment to encourage deeper learning, reduce digital isolation, and provide opportunities for collaboration. Recommended "Classroom Extensions" are outlined in this document as a way to build upon the students' understanding of career paths in kindergarten to grade 2. The "Supplementary In-class Activities" for kindergarten to grade 5 build upon core concepts of career/life learning:

Xello K-2



Investigation and Inquiry

The Investigation and Inquiry activities help foster students' natural curiosity and promote development of critical thinking, problem-solving, communication, and inquiry skills. The activities also underscore the detective motif in Xello K-2 and bring it into the classroom.



About Me

In the About Me activities, students explore and identify their likes and dislikes, feelings, strengths and abilities, interests, and character traits. Students will recognize that these are important factors that make them special, contributing to an overall sense of positive self-concept. The activities also serve as an effective launch point for future investigation into their opportunities and career/life planning.



Me and My Community

The Me and My Community supplementary activities encourage students to engage in their communities (school and neighborhood) and develop the skills, knowledge, and behaviors to be responsible and contributing citizens.



Career/Life Skills Vocabulary

The Career / Life Skills Vocabulary activities introduce students to key career/life skills vocabulary and concepts.

Xello 3-5



Mindset

The Mindset supplementary activities help students develop a positive attitude about themselves, belief in their abilities and potential, and a sense of belonging in their various communities, like school.



Self-Management Skills

The Self-Management supplementary activities give students insight into how their behavior and actions influence the way others see and treat them. Students explore personal characteristics such as grit and integrity, and how these traits can help them succeed now and in the future.



Learning Skills

The Learning Skills supplementary activities help students build practical analytical skills as they learn to find, evaluate, and use information. Students also investigate the importance of trying their best at school, and commit to putting their best effort forward.



Social Skills

In the Social Skills supplementary activities, students develop the skills and knowledge to build strong relationships with others. Students build empathy, explore ways to help others now and in the future, and learn how the social skills they're developing now can help them navigate the workplace.

Xello K-2 Student Experience

The adventure that students embark on in Xello K-2 is a non-violent mystery that underlines not only the variety of work and workers in a community, but the importance of every worker in a community. Workers around Career Town have disappeared from their jobs, causing chaos. They are unharmed, but they have been lured away by Ernestine McNohire, who plans to build her own community on the moon. It's up to your students to save the day!

In Career Town, students explore six locations where characters have similar kinds of jobs or perform similar tasks because they have each taken the same career path. The locations/career paths are defined as follows:

- **Business Path** (Pet Grooming Shop): For people who like to work with numbers and be organized
- **Creative Path** (Art Gallery): For people who like to draw, write, or perform
- **Nature Path** (Farm): For people who like to work outdoors with plants and animals
- **Fixing & Building Path** (Construction Site): For people who like to figure out how things work & build things
- **Helping Path** (Career Town Park): For people who like to work with people and help make things better for others
- **Health Path** (Hospital): For people who like to care for people

Xello K-2 content supports around 3 hours of play, or 7 x 20 minutes sessions per grade. Students can return to the program and replay the mini-games as often as they want.

As students complete the 6 location activities, you can ask them to list ways that occupations within the same career path are similar, or ways in which occupations in separate career paths are different. Comparing and contrasting occupations is an accessible way for young students to start thinking about the purpose and process of occupational classification systems.

Recommended Classroom Extensions for Kindergarten



Pet Grooming Shop Location

Invite local business owners to talk to the class about their work.



Art Gallery Location

Create a gallery wall in your classroom where students can display their favorite pieces of artwork (with name plates and descriptions) during parent-teacher conferences.



Farm Location

Arrange a class trip to a farm or a class visit from a farmer to initiate discussions about food sources and healthy eating.



Construction Site Location

Have students act out various building steps (e.g. measuring, using a hammer, etc.).



Park Location

Create a display of all the helper occupations in your school and community.



Hospital Location





Talk about these occupations and other health services occupations, asking students to tell the class about a time they went to see a doctor or dentist.

RECOMMENDED ONGOING ACTIVITY:

- ✓ Create scenes in their sticker books using the **sticker (rewards)** they have collected from completing the mini-game at each location.



Recommended Supplementary Activities for Kindergarten

SUPPLEMENTARY ACTIVITY	ACTIVITY OVERVIEW AND LEARNING OBJECTIVES
<p>Investigation and Inquiry: Detective Me</p> <p> 30 minutes</p>	<p>In this activity, students will discuss the role of detectives, interview a friend, and draw pictures of themselves as a detective.</p> <ul style="list-style-type: none"> • Identify the duties and characteristics of a detective • Understand the importance of asking questions • Think about different occupations and the tools people in the occupation use
<p>About Me: Me Collage</p> <p> 45 minutes</p>	<p>In this activity, students will create a personal collage.</p> <ul style="list-style-type: none"> • Help students identify their interests, strengths, traits, and other characteristics • Instill in students a respect for diversity and others' interests • Promote a positive self-concept
<p>Me and My Community: Classroom Salad and Friendship Book</p> <p> 45 minutes</p>	<p>This activity teaches students about being a responsible member of their classroom community. They will also create a friendship book that emphasizes the importance of friends and friendship in the classroom community.</p> <ul style="list-style-type: none"> • Recognize that the classroom is a type of community • Identify the characteristics and qualities required to be a good member of their classroom community • Develop a positive self-concept
<p>Career / Life Skills Vocabulary: Rhyme Time</p> <p> 30 minutes</p>	<p>In this activity, students match rhyming word on a worksheet and create a list of career-related words to find rhymes to.</p> <ul style="list-style-type: none"> • Become familiar with basic career/life vocabulary • Practice foundational reading skills • Develop and display effective group/teamwork skills and behavior

Recommended Classroom Extensions for 1st Grade



Pet Grooming Shop Location

Visit a community business to learn about the different career paths within one workplace.



Art Gallery Location

Explore different rhythms and beats by listening and playing with a variety of musical instruments.



Farm Location

Have students create posters for a local animal clinic about how to look after different types of pets.



Construction Site Location

Ask students to draw pictures of the tools and equipment that builders and fixers use.



Park Location

Institute classroom helper jobs.



Hospital Location

Visit your local fire hall or ambulance services department to learn about the emergency services equipment up close.

RECOMMENDED ONGOING ACTIVITY:

- ✓ Explore the people **profiles** after completing all 6 career town locations to indicate which jobs they like.



Recommended Supplementary Activities for 1st Grade

SUPPLEMENTARY ACTIVITY	ACTIVITY OVERVIEW AND LEARNING OBJECTIVES
<p>Investigation and Inquiry: Stare Detective</p> <p> 20 minutes</p>	<p>In this activity, students will memorize items on a tray.</p> <ul style="list-style-type: none"> • Help students develop observation and memorization skills • Help students to think quickly and critically about the purpose and characteristics about objects
<p>About Me: 'About Me' Bag</p> <p> 30 minutes</p>	<p>In this activity, students gather items that they feel represent something special about themselves that they would like to share with the class.</p> <ul style="list-style-type: none"> • Encourage students to reflect on the interests, skills, experiences, and qualities that make them unique • Promote respect for diversity and individuality • Promote a positive self-concept
<p>Me and My Community: Community Scavenger Hunt and Paper Mural</p> <p> 90 minutes</p>	<p>In this activity, students embark on a community scavenger hunt (in the company of parents and classroom helpers), using found items to create a small mural.</p> <ul style="list-style-type: none"> • Learn more about the various businesses and helpers in their communities • Express aspects and features that make their community special • Identify ways to help their community as responsible citizens • Work collaboratively to create a mural of their community
<p>Career / Life Skills Vocabulary: The Missing Words</p> <p> 20 minutes</p>	<p>In this activity, students read a brief story about a cow who wants to find a job and fill in the blanks with the appropriate word.</p> <ul style="list-style-type: none"> • Familiarize students with some basic career/life vocabulary • Support students' foundational reading, comprehension, and logic skills • Underline the link between skills and interests and occupations

Recommended Classroom Extensions for 2nd Grade



Pet Grooming Shop Location

Start a class business making bracelets (or some other activity) to raise money for charity.



Art Gallery Location

Discuss famous artists and have students act out tableaux vivants of their works of art.



Farm Location

Have students create a guidebook for a local park or nature reserve.



Construction Site Location

Visit a local construction site to see how a crew works together to build something new.



Park Location

Organize a community park clean-up.



Hospital Location





Create a “Health Jobs are the Same” bulletin board and ask students to draw pictures of ways in which health jobs are similar (e.g. caring for people, providing medical treatment).

RECOMMENDED ONGOING ACTIVITY:

- ✓ Review their personal **profile** to update their reflection answers. Students may want to identify new interests and strengths they have.



Recommended Supplementary Activities for 2nd Grade

SUPPLEMENTARY ACTIVITY	ACTIVITY OVERVIEW AND LEARNING OBJECTIVES
<p>Investigation and Inquiry: Detective Stories</p> <p> 60 minutes</p>	<p>In this activity, students will listen to a detective story, identify some basic elements of detective stories, and create their own detective story.</p> <ul style="list-style-type: none"> • Allow students to practice their listening comprehension, reading, and writing skills • Review with students what a detective does (and help them identify elements of the detective genre) • Encourage students to think creatively
<p>About Me: My Family Story</p> <p> 45 minutes</p>	<p>In this activity, students will create a family tree.</p> <ul style="list-style-type: none"> • Encourage students to learn more about themselves through their family histories • Teach students about the importance of oral histories • Promote respect for diversity • Promote a positive self-concept
<p>Me and My Community: Class Speaker / Field Trip</p> <p> 1 - 3 hours</p>	<p>In this activity, students invite a community member to speak to the class or take a field trip to a local business.</p> <ul style="list-style-type: none"> • Give students a chance to explore their community interests • Encourage students to ask questions about a community member's job
<p>Career / Life Skills Vocabulary: 'What to Learn' Poll</p> <p> 45 minutes</p>	<p>In this activity, students brainstorm occupations that they would like to know more about and create a list of related terms to research.</p> <ul style="list-style-type: none"> • Identify occupations that interest them • Compile additional career/life terms to define and incorporate into their vocabulary • Create a bar graph to illustrate the outcome of a class survey

K-2 Ongoing Activities Glossary

My Profile

In this app, students build their personal profile by answering Detective Jill's personal reflection questions about their interests, strengths, family, and other details.

Stickers (Rewards)

After completing the mini-game at each location, students earn a sticker depicting a tool, piece of equipment, or other image related to the jobs they've explored or the location itself. They can use these stickers to create scenes in their sticker books. Students earn more stickers whenever they replay the mini-game at a location.

People (Jobs I Like)

This app contains the occupation profiles of all the characters in each of the 6 career pathways in the game. Students can indicate which jobs they like by clicking the happy face under the worker's picture in the file.

Xello 3-5 Student Experience

In Xello 3-5 students expand on their introduction to the world of work. Upon sign-in, students are encouraged to explore the program. Exploration can take one of four paths:

- **About Me:** Interactive elements encourage students to record and reflect on their interests, skills, school subjects, achievements, and other characteristics. The result is a personalized dashboard that helps each student better understand their own abilities. With greater self-knowledge they grow more assured about who they are, and begin to understand how they might achieve their goals.
- **Careers:** Career profiles are written at a 3rd grade reading level. Short descriptions make content easy for a student to absorb, while discoverable facts, stories, and biographies help bring careers to life. Students can freely search for a career, or explore by related school subject, career group or alphabetically. Careers of interest can be “liked”, or saved, for reference later. Students come away with a better understanding of the education, training, and various pathways to each career. This knowledge helps create a foundation for future decision making and planning in middle school.
- **Goals:** Students are introduced to the concept of goal setting. With a short, character-driven video they learn why goal setting is important and the fundamentals of proper goal setting. After this tutorial they’re able to fill in their own goals and describe why it matters, and are then prompted with possible steps they can take to help achieve that goal.
- **Missions:** These short, interactive digital lessons serve as ready-made curriculum to help you teach social-emotional skills and key concepts in a fun and engaging way. By completing these story-driven missions, students get a deeper understanding of their interests, skills, and the concept of future success. Lessons in Xello are:
 - **Self-paced:** Students can stop and start as needed. With clear progress tracking, students can easily pick back up where they left off. Students can also rewatch, re-read or repeat modules as often as possible.
 - **Character driven:** Designed to capture the attention of elementary students, lessons in Xello feature original, vibrant characters. These characters help guide students through the principles of building self-knowledge and planning.
 - **Age-appropriate:** Aligned to national and regional elementary curriculum and development mandates, lessons in Xello have been carefully crafted to teach concepts aligned with students’ stage of cognitive development.

3rd Grade





XELLO LESSON	LESSON OVERVIEW AND LEARNING OBJECTIVES
<p>Mission: Interests</p> <p>🕒 20 - 30 minutes</p> <p>✓ Before beginning students must: - Save 3 Interests</p>	<p>Dart has lost his interests! In their quest to help Dart, students explore the importance of interests and the link between interests and activities they can do now and when they're adults. They also have the chance to reflect on one of their interests. By the end of this lesson students will:</p> <ul style="list-style-type: none"> • Define interests and understand how the things they like can help define who you are • Explore the link between interests and various activities • Reflect on their interests and favourite things
<p>Mission: School Subjects</p> <p>🕒 30 - 40 minutes</p> <p>✓ Before beginning students must: - Rank School Subjects</p>	<p>What happens when you cross a science experiment with stinky gym clothes? A slippery slime monster, that's what! Pep and his friends race to save the school, exploring how what they learn in class every day relates to activities outside of school - and hopefully defeating slime creatures! By the end of this lesson, students will:</p> <ul style="list-style-type: none"> • Connect what they're learning in school to related opportunities outside of school, like hobbies and chores • Reflect positively on the subjects and topics they are learning in school • identify careers that use their favourite subject on the job
<p>Mission: Managing Big Feelings</p> <p>🕒 30 - 40 minutes</p> <p>✓ Students can dive right in!</p>	<p>An emotional argument over a video game ends with Dax and her friends trapped in a virtual world! The friends must learn how to identify and respond to big feelings to be able to pass each level and free themselves from the game. By the end of this lesson, students will:</p> <ul style="list-style-type: none"> • Identify and name strong emotions, consider why they occur, and how to respond • Explore different strategies they can use to handle strong emotions • Reflect on a time when they struggled with a strong emotion, how they responded, and describe how they would advise someone else who struggles with the same emotion • Create a new Xellion character based on a strong emotion and tell a short story about them

RECOMMENDED ONGOING ACTIVITIES:

- ✓ Personalize their **About Me** profile with an avatar and background
- ✓ Save at least 3 **Interests**
- ✓ Rank **School Subjects**
- ✓ Add at least 1 **Achievement** from the previous year
- ✓ Save personal work or files to their **Storyboard**
- ✓ Explore **Careers** by school subject
- ✓ Create a personal goal in **My Goals**



Recommended Supplementary Activities for 3rd Grade


SUPPLEMENTARY ACTIVITY	ACTIVITY OVERVIEW AND LEARNING OBJECTIVES
<p>Mindset: Belonging to a Community</p> <p> 15 - 65 minutes</p>	<p>In this lesson, students will reveal what they already know about communities and develop an understanding that accepting others for who they are is the key to a successful community. Through individual reflection and a creative mapping activity students will see that even though commonalities bring people together, it is the differences people bring to a community that make them successful.</p> <ul style="list-style-type: none"> • Define different types of communities they belong to • Identify various members of their school community and explain why they are important • Explore how they are similar to and different than other members of the class community • Understand that being part of a community means respecting differences
<p>Learning Skills: Comparing Careers</p> <p> 15 - 55 minutes</p>	<p>In this lesson, students learn about the Xello career groups through a flash card game and investigate career profiles within the software to help them understand the skills and knowledge needed to solve a fictional community problem.</p> <ul style="list-style-type: none"> • Compare and contrast careers to understand how some careers get grouped together in clusters or job families • Understand how schools and communities depend on the interplay of various jobs
<p>Self-Management Skills: How Others See Me</p> <p> 15 - 50 minutes</p>	<p>In this lesson, students will explore qualities they admire in others and themselves to help develop their positive self-concept. With a focus on good behaviours and attitudes, students will build their understanding of how they can control the way others see them.</p> <ul style="list-style-type: none"> • Build a positive self-concept by exploring the qualities that they like about themselves • Link behaviours, attitudes, and language with others' perception of them • List qualities they admire in others • Identify positive qualities they want to demonstrate to others
<p>Social Skills: Empathy</p> <p> 15 - 60 minutes</p>	<p>In this lesson, students build on their knowledge of emotions, and explore the quality of empathy. They will analyze characters who are in a range of situations and share their own experiences to help each other understand others' point of view and ways to empathize.</p> <ul style="list-style-type: none"> • Understand what empathy is and why it's important • Demonstrate empathy in response to various scenarios • Construct an artifact that will help others understand their own point of view

4th Grade





XELLO LESSON	LESSON OVERVIEW AND LEARNING OBJECTIVES
<p>Mission: Skills</p> <p>🕒 20 - 30 minutes</p> <p>✓ Before beginning students must: - Save 3 Skills</p>	<p>Doon needs help saving Fun Fest! In this lesson, students teach Doon about the importance of skills and how they're transferable, and reflect on one of their own skills. By the end of this lesson students will:</p> <ul style="list-style-type: none"> • Identify skills and their importance • Link skills to activities at home and in the community, and jobs • Explore transferability of skills • Positively and confidently reflect on their own skills • Develop a growth mindset, understanding they have to work at skills to get stronger
<p>Mission: Goal Setting</p> <p>🕒 30 - 40 minutes</p> <p>✓ Before beginning students must: - Save at least 1 Goal</p>	<p>Dax is determined to learn how to do the best cartwheels, but some goal gremlins are out to get in her way. In this lesson, students help Dax's friends explore some of the things that can put goal achievement at risk, and learn strategies for staying on track with their goals. By the end of this lesson, students will:</p> <ul style="list-style-type: none"> • Identify characteristics of a good goal (i.E. Achievable and specific) • Explore potential goal obstacles and ways to overcome them • Reflect on one of their own goals and the challenges they may face (or did face) in completing the goal • Understand that setting goals makes their dreams possible / achievable
<p>Mission: Tools for Success</p> <p>🕒 30 - 40 minutes</p> <p>✓ Students can dive right in!</p>	<p>Something is up with Mr. Sly. Dart and his friends are on the case to discover the reason for their teacher's strange behaviour. Students join the friends to gather clues, as they explore the skills and habits that can help them succeed at school and beyond. But can their success tools help solve the mystery of Mr. Sly? By the end of this lesson, students will:</p> <ul style="list-style-type: none"> • Explore the skills and habits that can help them succeed at school • Identify the benefits of working hard to develop and use success tools • Reflect on success tools they've used and connect how success tools they use at school can also help them do their best in other parts of their lives, and eventually at work

RECOMMENDED ONGOING ACTIVITIES:

- ✓ Save at least 3 **Skills**
- ✓ Rate topics in **School Subjects**
- ✓ Add at least 1 **Achievement** from the previous year
- ✓ Save personal work or files to their **Storyboard**
- ✓ Explore **Careers** by career groups
- ✓ Create a school goal in **My Goals**



Recommended Supplementary Activities for 4th Grade

SUPPLEMENTARY ACTIVITY	ACTIVITY OVERVIEW AND LEARNING OBJECTIVES
<p>Mindset: Believing You Can Succeed</p> <p> 10 - 50 minutes</p>	<p>In this lesson, students learn about fixed and growth mindsets, and assess their own attitudes towards their ability to learn and grow. They bring it all together to create a class mantra with the power to encourage themselves and their classmates to believe they can succeed!</p> <ul style="list-style-type: none"> • Identify the characteristics of growth and fixed mindsets • Explore ways to turn a fixed mindset into a growth mindset • Reflect on times they've demonstrated a fixed and/or growth mindsets • Create class mantras to remind themselves and their friends to stay positive about their abilities
<p>Learning Skills: Trying Your Best</p> <p> 15 - 55 minutes</p>	<p>In this lesson, students will discover the benefits of trying their best by celebrating their classmates' efforts, and reflecting on their own willingness to put their best effort forward. By sharing and exchanging their experiences and reflection with others, students will see ways they can improve their own behaviour and support one-another in their efforts.</p> <ul style="list-style-type: none"> • Describe what it means to try one's best • Assess their own efforts at school and elsewhere • Reflect on the benefits of trying their best • Create a rubric to illustrate different levels of effort
<p>Self-Management Skills: Get Gritty</p> <p> 15 - 60 minutes</p>	<p>In this lesson, students learn about the link between grit and success through the characteristics of historical figures who demonstrated perseverance and passion in achieving their goals. Students then define what it means to be gritty, evaluate their own gritty behaviors, and tell the story of a time they demonstrated a gritty attitude to achieve their own goals.</p> <ul style="list-style-type: none"> • Define the concept of grit • Identify examples of grit • Link a gritty attitude to perseverance and the achievement of their goals
<p>Social Skills: School's Like Work</p> <p> 15 - 65 minutes</p>	<p>In this lesson, students discover how the skills and work habits they demonstrate at school translate to many careers. Students engage in tableaux vivants, complete a true and false puzzle, and design a personal Xello career profile about being a student.</p> <ul style="list-style-type: none"> • Understand what sorts of behaviors and attitudes are expected of someone at work • Link workplace behaviors and attitudes with what's expected of them at school

5th Grade





XELLO LESSON	LESSON OVERVIEW AND LEARNING OBJECTIVES
<p>Mission: Learning and Future Success</p> <p>🕒 20 - 30 minutes</p> <p>✓ Before beginning students must: - Save 3 Skills</p>	<p>Dart's been hit with a no-learning curse! Students explore the importance of lifelong learning, link learning activities with their perks, and investigate how a commitment to keep learning can help in a career they like. By the end of this lesson students will:</p> <ul style="list-style-type: none"> • Identify reasons learning is important • Explore the value of lifelong learning by linking learning activities with their potential benefits • Reflect on how what they're learning now relates to a job they like • Describe the learning they will need to do to work in a job that they like
<p>Mission: Facing Big Challenges</p> <p>🕒 30 - 40 minutes</p> <p>✓ Before beginning students must: - Save at least 1 Achievement</p>	<p>Marsh has been taken by the ogre of Howl Back Forest! As students help Marsh's friends venture deep into the ogre's cave, they learn about the importance of perseverance when faced with big (and small) challenges. By the end of this lesson, students will:</p> <ul style="list-style-type: none"> • Define perseverance and the qualities that help someone persevere • Uncover the importance perseverance plays in what they do and achieve • Explore ways to demonstrate perseverance • Describe examples of perseverance from their own lives
<p>Mission: Learning Paths</p> <p>🕒 30 - 40 minutes</p> <p>✓ Before beginning students must: - Like 3 Careers</p>	<p>A freak storm turns a field trip to a robot factory into the ultimate job shadow! The workers? Vanished! The robots? On the loose! It's up to Marsh and his friends to keep the business running. With the help of a mysterious chatbot, the friends must learn about different types of job training, and quick! By the end of this lesson, students will:</p> <ul style="list-style-type: none"> • Identify types of job training and education pathways • Match types of training with certain careers • Understand the importance of preparing for a job

RECOMMENDED ONGOING ACTIVITIES:

- ✓ Update Skills and Interests in **About Me**
- ✓ Add at least 1 **Achievement** from the previous year
- ✓ Save personal work or files to their **Storyboard**
- ✓ Choose a liked career and learn more about the education pathways in **Careers**
- ✓ Add personal and school goals for grade 6 in **My Goals**
- ✓ Reflect on a liked career in **My Goals**
- ✓ Like at least 3 **Careers**



Recommended Supplementary Activities for 5th Grade

SUPPLEMENTARY ACTIVITY	ACTIVITY OVERVIEW AND LEARNING OBJECTIVES
<p>Mindset: Balancing Life Roles</p> <p> 15 - 65 minutes</p>	<p>In this lesson, students discover the importance of balance in their own roles and responsibilities through a physical experiment, self-reflective diagram, and creative writing activity.</p> <ul style="list-style-type: none"> • Understand the importance of achieving balance in their responsibilities and activities • Evaluate the roles and responsibilities that they need to balance • Prioritize responsibilities that are the most important
<p>Learning Skills: Information Literacy</p> <p> 10 - 65 minutes</p>	<p>In this lesson, students will learn how to evaluate online resources for reliability. First, they'll explore how to determine a site's accuracy, relevance, bias, and reliability, comparing and contrasting online sources. Then, they'll put their information literacy skills to the test as they search for the truth - with supporting online evidence - about various topics.</p> <ul style="list-style-type: none"> • Understand the importance of thinking critically about online resources • Identify the characteristics of reliable and unreliable sources of online information • Locate and evaluate online sources for accuracy, relevancy, bias, and reliability
<p>Self-Management Skills: Integrity</p> <p> 20 - 100 minutes</p>	<p>In this lesson, students explore the importance of integrity by evaluating what they would do in a bullying situation. They deepen their awareness by analyzing the actions and motivations of characters in a scenario about academic integrity, and imagining the context of a famous quote about integrity.</p> <ul style="list-style-type: none"> • Define integrity • Understand the importance of integrity • Identify and demonstrate behaviors that show integrity
<p>Social Skills: Being Helpful</p> <p> 15 - 75 minutes</p>	<p>In this lesson, students will recognize how being helpful can be an achievement to be proud of. Students will interview peers about times they received help, which lead into a class acts of kindness project.</p> <ul style="list-style-type: none"> • Explain the importance of helping others • Explore ways to ask for help when they need it • Identify ways that they can help their school community

3-5 Ongoing Activities Glossary

About Me

Student's personalizable portfolio where they can add evidence of and reflect on their Interests, Skills, Achievements and other qualities that make them unique.

Careers

Information about careers presented in small, digestible sections and written to an average 3rd grade reading level. Students learn what tasks someone in the career does on the job, where they work, school subjects they use in their work, what they earn, and how they enter the career. There are also fun facts about the career for students to discover.

My Goals

Students record, plan, and track personal, school, and other goals that they want to accomplish. They also have the chance to start thinking about careers as potential future goals by reflecting on what excites them about the careers they have liked.

Skills

Students identify and rate their skills. They can select from predefined lists in categories like Hands-on and Learning, or they can enter their own.

Achievements

Students record the accomplishments that they're most proud of. They pick from categories like School and Learning, Acts of Kindness, and Teamwork, and reflect on why an achievement is important to them.

Interests

Students identify their personal interests. They can select from predefined lists in categories like Creative Activities and Games and Hobbies, or they can enter their own.

School Subjects

Students rank 6 subjects in order from most to least favorite. Then, they can rate how much they like what they're learning in each of the subjects.

Storyboard

Storyboard is a place where students can collect artifacts and evidence for who they are and tell their own story through images, videos, documents, links, and more. Once they add something, they can add reflective comments for why they included it and why it is important to them.